

AGRIPOLO

Hersteller von Landmaschinen

KATALOG




2024
A

BLUE POWER

No.1 



TITANUM

 No.2




TITANUM FAHRWERK

No.3 




OPTIDISC

 No.4





FRONT DISC

No.5 



FRONT DISC II

 No.6




DUO CUTTER

No.7 




DUO CUTTER 2G SPIRALMESSER

 No.8





CULTI

No.9 



CULT II

 No.10



LEM

No.11 



LEM II

 No.12




GRIZ I

No.13 




GRIZ II

 No.14




GRIZ III

No.15 





GRIZ IV

 No.16




FRONT GRIZ I

No.17 



FRONT GRIZ II

 No.18



FRONT GRIZ III


No.19 



FRONT GRIZ IV

 No.20



TUZO
No.21 



TUZO 2G
 No.22





KOBALT 4B STANDARD
No.23 



KOBALT 4B MIT PLANIERSCHILD
 No.24




KOBALT 4B MIT MESSERWALZE
No.25 




KOBALT 6B BIO
 No.26




SATOR
No.27 



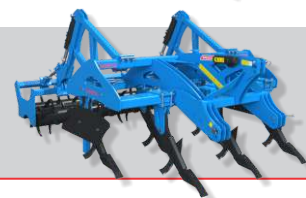
KOMPAKT
 No.28





V-SUB
No.29 



GRIZZLY
 No.30




TERRA
No.31 




TERRA PLOW
 No.32



INP
No.33 



STR
 No.34



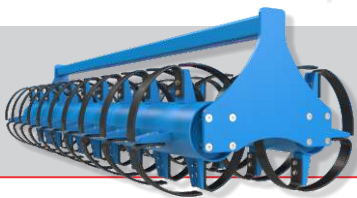
EKON
No.35 




WALZEN
 No.36



DOPPELWALZEN
No.37 



ZUBEHÖR
 No.39



SCHARE
No.40 



* Die angegebenen Maße sind Vorschauwerte und können leicht abweichen je nach Modell der Maschine


BLUE POWER

KURZSCHEIBENEGGE

HYDROPACK



HP



H

HYDRAULISCH KLAPPBAR



2260mm*

800 mm



max. 180 mm



MODEL



M



pcs



kg




KM

MODEL	M	pcs	kg	KM
250	2,5	20	1150	70-100
300	3,0	24	1280	90-110
400H	4,0	32	1900	110-130
450H	4,5	36	2200	130-160
500H	5,0	40	2500	140-170
600H	6,0	48	2700	160-200
250HP	2,5	20	1350	100-140
300HP	3,0	24	1450	120-160




STANDARD




Ø500mm

FLACHEISENWALZE



Ø500mm

ROHRWALZE




Ø560mm

SCHEIBEN




RANDBLECHE



WARTUNGSFREIE
LAGER




OPTIONEN



Ø610mm

SCHEIBEN




ZUSATZ GEWICHT




STRIEGEL VOR UND
HINTER DER WALZE





WARTUNGSFREIE
LAGER



BELEUCHTUNG




+ No.36





TITANUM KURZSCHEIBENEGGE



MODEL	M	pcs	kg	KM
250	2,5	20	1250	70-100
300	3,0	24	1400	90-130
400H	4,0	32	2100	140-180
450H	4,5	36	2300	150-190
500H	5,0	40	2600	160-200
600H	6,0	48	2900	180-250
250HP	2,5	20	1450	100-140
300HP	3,0	24	1550	120-160

STANDARD



Ø500mm

FLACHEISENWALZE



Ø500mm

ROHRWALZE



Ø560mm

SCHEIBEN



RANDBLECHE



WARTUNGSFREIE LAGER



KÜRZE BALKEN

LANGE BALKEN

OPTIONEN



Ø610mm

SCHEIBEN



ZUSATZ GEWICHT



STRIEGEL VOR UND HINTER DER WALZE



WARTUNGSFREIE LAGER



BELEUCHTUNG



+ No.36



RANDBLECHE MIT FEDERUNTERSTÜTZUNG NUR 3M MASCHINE



SCHWERE VERSION Profil □100 anstatt □70



HYDRAULISCHE-TIEFENVERSTELLUNG

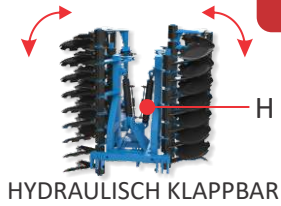




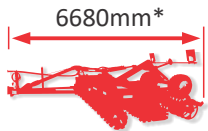
TITANUM

KURZSCHEIBENEGGE

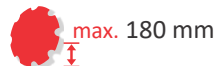
FAHRWERK



MODEL	M	pcs	kg	KM
400H	4,0	32	3600	140-180
450H	4,5	36	3800	150-190
500H	5,0	40	4200	160-200
600H	6,0	48	4500	180-250



900 mm
1000 mm - OPTION



STANDARD



FLACHEISENVALZE



ROHRWALZE



SCHIEBEN



RANDBLECHE



WARTUNGSFREIE LAGER



FAHRWERK



OPTIONEN



ZUSATZ GEWICHT



STRIEGEL VOR UND HINTER DER WALZE



BELEUCHTUNG



WARTUNGSFREIE LAGER



BELEUCHTUNG



+ No.36



TASTRÄDER



KOTFLÜGEL



SCHWERE VERSION
Profil 100 anstatt 70



FAHRWERK



BREMSE

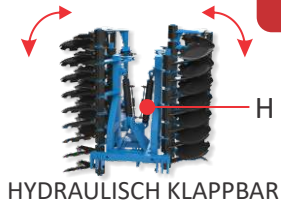


HYDRAULISCHE-TIEFENVERSTELLUNG



OPTIDISC


KURZSCHEIBENEGGE




MODEL	M	pcs	kg	KM
200	2,0	16	1000	60-90
250	2,5	20	1200	70-100
300	3,0	24	1300	90-130
400H	4,0	32	2200	140-180
450H	4,5	36	2400	150-190
500H	5,0	40	2700	180-250



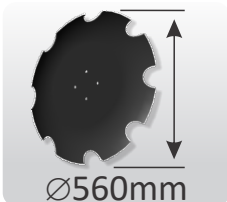
STANDARD



FLACHEISENWALZE



ROHRWALZE



SCHEIBEN




RANDBLECHE




WARTUNGSFREIE LAGER


OPTIONEN



+



STRIEGEL VOR UND HINTER DER WALZE



BELEUCHTUNG



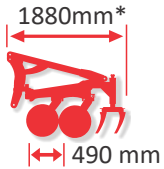
WARTUNGSFREIE LAGER





FRONT DISC

KURZSCHEIBENEGGE
MIT MESSERZINKEN




MODEL	M	pcs	kg	KM
250	2,5	18	1000	80-120
300	3,0	22	1200	100-120



STANDARD V




MESSERZINKEN



SCHEIBEN



OPTIONEN +



ZUSATZ GEWICHT



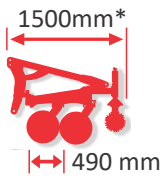
BELEUCHTUNG





FRONT DISC II

KURZSCHEIBENEGGE
MIT MESSERWALZE




MODEL	M	pcs	kg	KM
250	2,5	18	1100	80-120
300	3,0	22	1200	100-120



STANDARD ▾




MESSERWALZE



SCHEIBEN




OPTIONEN +



ZUSATZ GEWICHT



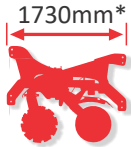
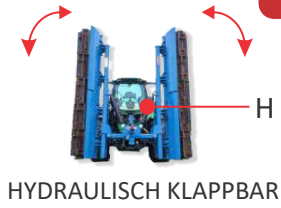
BELEUCHTUNG





DUO CUTTER


MESSERWALZE




MODEL	M	pcs	pcs	kg	KM
300	3,0	40	20	1580	100-160
400H	4,0	60	27	2000	120-180
450H	4,5	80	30	2400	130-220
500H	5,0	80	34	2700	140-250




STANDARD V



GERADEMESSER




SCHEIBEN




2x ANBAUBOCK



OPTIONEN +



ZUSATZ GEWICHT



BELEUCHTUNG






DUO CUTTER 2G

MESSERWALZE

SPIRALMESSER




HYDRAULISCH KLAPPBAR




MODEL	M	pcs	kg	KM
300	3,0	48	1100	70-120
600H	6,0	96	2400	140-200



STANDARD




SPIRALMESSER



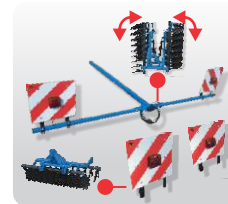
SCHEIBEN
Ø320mm



OPTIONEN



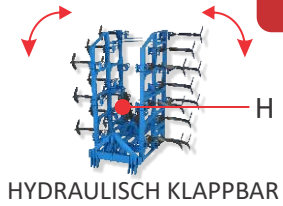
ZUSATZ GEWICHT



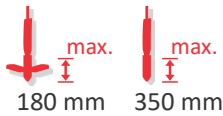
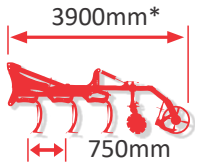
BELEUCHTUNG



CULTI
GRUBBER



MODEL	M	pcs	kg	KM
260	2,6	8	1300	120-180
300	3,0	10	1400	130-200
400H	4,0	14	2300	180-300
450H	4,5	16	2500	200-360
500H	5,0	18	2700	250-400



A STANDARD ✓

Ø500mm

**FLACHEISEN-
WALZE**

Ø500mm

**ROHR-
WALZE**

Ø460mm

SCHEIBEN

ZINKEN

**WARTUNGS-
FREIE
LAGER**

A OPTIONEN +

**BELEUCH-
TUNG**

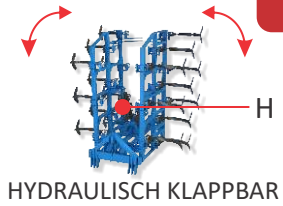
**HYDRAULIS-
CHE
RANDSCHEIBEN-
VERSTELLUNG**

**HYDRAULIS-
CHE-
TIEFEN-
VERSTELLUNG**

+ No.36

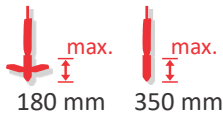
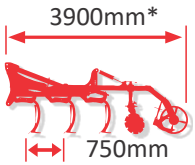


CULTI II GRUBBER



HYDRAULISCH KLAPPBAR

MODEL	M	pcs	kg	KM
260	2,6	8	1400	120-180
300	3,0	10	1500	130-200
400H	4,0	14	2600	180-300
450H	4,5	16	2800	200-360
500H	5,0	18	3000	250-400



STANDARD



Ø500mm

**FLACHEISEN-
WALZE**



Ø500mm

**ROHR-
WALZE**



Ø460mm

SCHEIBEN



ZINKEN



**WARTUNGS-
FREIE
LAGER**

OPTIONEN



**BELEUCH-
TUNG**



**HYDRAULIS-
CHE
RAN-
DSCH-
EIBEN
VER-
STEL-
LUNG**



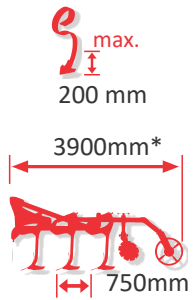
**HYDRAULIS-
CHE-
TIE-
FEN-
VER-
STEL-
LUNG**



+ No.36



LEM GRUBBER



MODEL	M	pcs	kg	KM
260	2,6	11	1300	90-140
300	3,0	13	1400	110-160

STANDARD



Ø500mm

**FLACHEISEN-
WALZE**



Ø500mm

**ROHR-
WALZE**



Ø460mm

SCHEIBEN

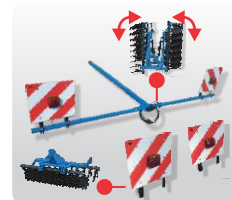


ZINKEN




**SCHERSCHRAUBEN
SICHERUNG**


OPTIONEN



BELEUCHTUNG



STRIEGEL



+ No.36





LEM II
GRUBBER

FEDERSTEINSICHERUNG

max.
200 mm

3900mm*




750mm

MODEL	M	pcs	kg	KM
260	2,6	11	1400	90-140
300	3,0	13	1600	110-160




STANDARD ▾




Ø500mm

FLACHEISENWARZE



Ø500mm

ROHRWALZE



Ø460mm


SCHEIBEN




SPITZE




OPTIONEN +




BELEUCHTUNG



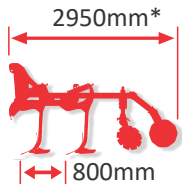
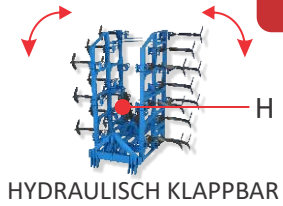
STRIEGEL



+ ▶ No.36




GRIZ I
GRUBBER




MODEL	M	pcs	kg	KM
260	2,6	6	1000	80-120
300	3,0	7	1100	100-140
400H	4,0	9	1800	150-200
450H	4,5	11	2100	180-250
500H	5,0	11	2400	200-300

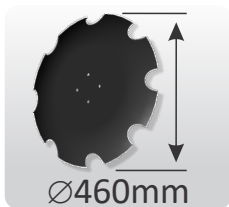
A STANDARD ▾



FLACHEISENWALZE



ROHRWALZE




SCHEIBEN




ZINKEN

A OPTIONEN +



BELEUCHTUNG



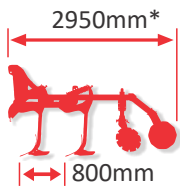
+ No.36



GRIZ II
GRUBBER




max.
150 mm




MODEL	M	pcs	kg	KM
260	2,6	6	1100	80-120
300	3,0	7	1200	100-140

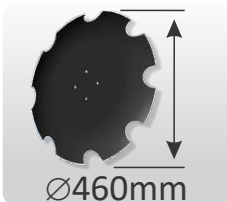
A STANDARD ▾



FLACHEISEN WALZE



ROHR WALZE




SCHEIBEN




SPITZE

A OPTIONEN +



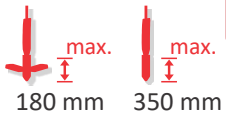
BELEUCHTUNG



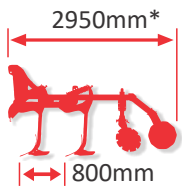
+ No.36




GRIZ III
GRUBBER



MODEL	M	pcs	kg	KM
260	2,6	6	1000	80-120
300	3,0	7	1100	100-140



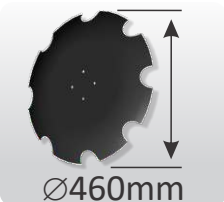
A STANDARD ▾



FLACHEISENWALZE



ROHRWALZE




SCHEIBEN




ZINKEN


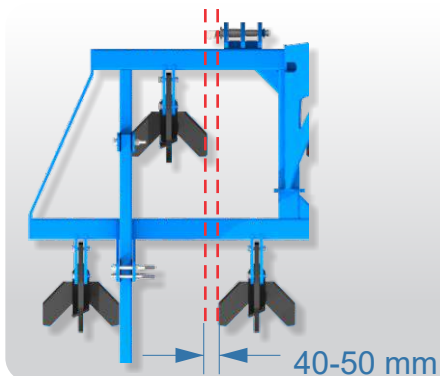
A OPTIONEN +



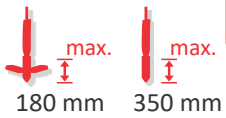
BELEUCHTUNG



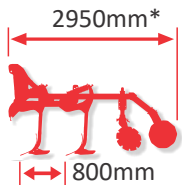
+ No.36




GRIZ IV
GRUBBER




MODEL	M	pcs	kg	KM
260	2,6	6	1150	80-120
300	3,0	7	1250	100-140



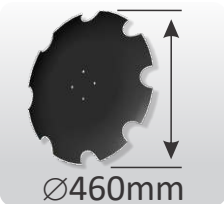
A STANDARD ▽



FLACHEISENWALZE
Ø500mm



ROHRWALZE
Ø500mm




SCHEIBEN
Ø460mm



ZINKEN

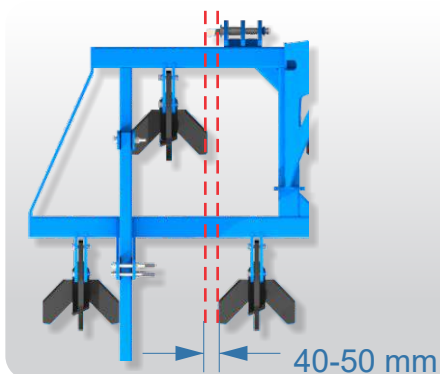
A OPTIONEN +




BELEUCHTUNG

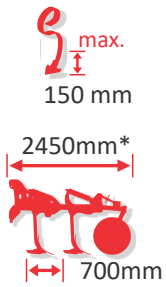


+ No.36





FRONT GRIZ I
GRUBBER



MODEL	M	pcs	kg	KM
260	2,6	6	700	100-160
300	3,0	7	780	140-250

A STANDARD ▾



RANDSCHEIBEN




ZINKEN



TASTRÄDER

A OPTIONEN +



BELEUCHTUNG





FRONT GRIZ II
GRUBBER



MODEL	M	pcs	kg	KM
260	2,6	6	850	100-160
300	3,0	7	950	140-250

A STANDARD V



RANDSCHEIBEN




ZINKEN




TASTRÄDER

A OPTIONEN +



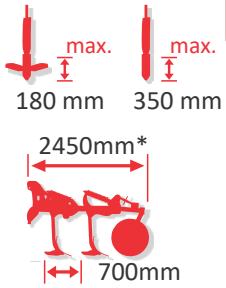
BELEUCHTUNG





FRONT GRIZ III

GRUBBER



MODEL	M	pcs	kg	KM
260	2,6	6	700	100-160
300	3,0	7	780	140-250

MIT SCHERSCHRAUBE

STANDARD



RANDSCHEIBEN




ZINKEN




TASTRÄDER

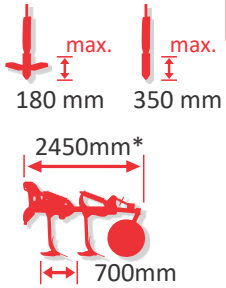
OPTIONEN



BELEUCHTUNG



FRONT GRIZ IV
GRUBBER




MODEL	M	pcs	kg	KM
260	2,6	6	850	100-160
300	3,0	7	950	140-250

MIT FEDERSTEINSICHERUNG



STANDARD ▾



RANDSCHEIBEN




ZINKEN



TASTRÄDER



OPTIONEN +



BELEUCHTUNG






TUZO
FRONT WALZE



MODEL	M	pcs	kg	KM
250	2,5	16	900	90-140
300	3,0	19	1000	100-160
250A,B,C	2,5	16	1000	90-140
300A,B,C	3,0	19	1100	100-160



STANDARD ▾



DACHRINGWALZE



OPTIONEN +




ZINKEN A



ZINKEN B




ZINKEN C



BELEUCHTUNG









AGRIPOL

TUZO 2G
FRONT WALZE




MODEL	 M	 pcs	 kg	 KM
250	2,5	16	1000	90-140
300	3,0	20	1100	100-160
250A	2,5	16	1100	90-140
300A	3,0	20	1200	100-160

A - (MIT MESSERZINKEN)




STANDARD ▾



STAHLINGWALZE




OPTIONEN +



BELEUCHTUNG

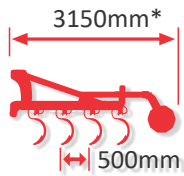
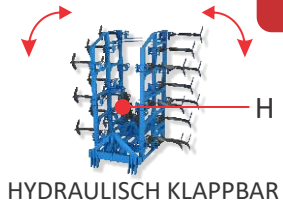


ZINKEN A



KOBALT
LEICHTGRUBBER

STANDARD 4 BALKEN



MODEL	M	pcs	kg	KM
250	2,5	16	1000	60-90
300	3,0	19	1050	80-160
400H2	4,0	26	1600	120-200
450H2	4,5	28	1750	140-240
500H2	5,0	32	1900	160-280
600H4	6,0	38	2200	180-300



H2 - 2 HYDRAULIKZYLINDER
H4 - 4 HYDRAULIKZYLINDER

A STANDARD V



Ø500mm

FLACHEISENWALZE



Ø500mm

ROHRWALZE



ZINKEN 70x12

A OPTIONEN +



BELEUCHTUNG



ZUSTREICHER



STRIEGEL VOR UND HINTER DER WALZE



FAHRWERK



PLANIERSCHILD



TASTRÄDER





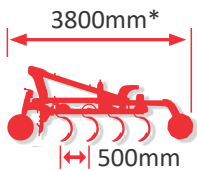
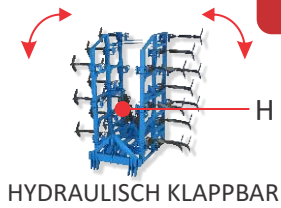


+ No.36



KOBALT
LEICHT GRUBBER

4 BALKIG MIT VERLÄNGERT ANBAUBOCK FÜR PLANIERSCHILD



MODEL	M	pcs	kg	KM
300	3,0	19	1200	80-160
400H2	4,0	26	1700	120-200
450H2	4,5	28	1900	140-240
500H2	5,0	32	2150	160-280
600H4	6,0	38	2500	180-300

H2 - 2 HYDRAULIKZYLINDER
H4 - 4 HYDRAULIKZYLINDER




A STANDARD ▾



A OPTIONEN +



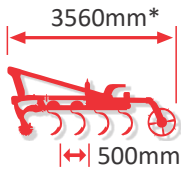
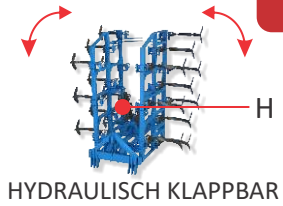
+ No.36



KOBALT

LEICHTGRUBBER

4 BALKIG MIT MESSERWALZE




MODEL	M	pcs	kg	KM
300	3,0	19	1200	80-160
400H2	4,0	26	1700	120-200
450H2	4,5	28	1900	140-240
500H2	5,0	32	2150	160-280
600H4	6,0	38	2500	180-300


H2 - 2 HYDRAULIKZYLINDER
H4 - 4 HYDRAULIKZYLINDER



STANDARD



FLACHEISENVALZE




ROHRWALZE




ZINKEN 70x12


OPTIONEN





BELEUCHTUNG



MESSERWALZE

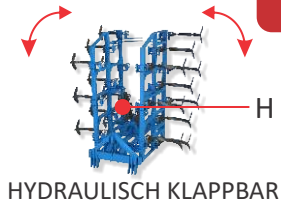


+ No.36

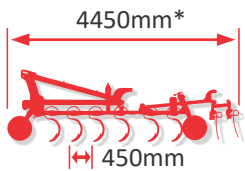


KOBALT BIO
LEICHTG RUBBER

6 BALKIG



HYDRAULISCH KLAPPBAR




MODEL	M	pcs	kg	KM
3004T	3,0	24	1100	80-160
400H2 4T	4,0	30	1600	140-180
450H2 6T	4,5	34	1800	160-200
500H2 6T	5,0	38	2000	180-280
600H4 6T	6,0	46	2200	200-300

H2 - 2 HYDRAULIKZYLINDER
H4 - 4 HYDRAULIKZYLINDER

4T - 4 TÄSTRÄDER
6T - 6 TÄSTRÄDER



A STANDARD ▾




DOPPEL STRIEGEL



ZINKEN 70x12

A OPTIONEN +

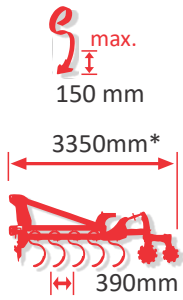


BELEUCHTUNG





SATOR



MODEL	M	pcs	kg	KM
450	4,5	46	1800	130-160
500	5,0	52	2000	160-250

A STANDARD ▾



KRÜMLERWALZE




ZINKEN 45x12




PLANIERSCHILD


A OPTIONEN +



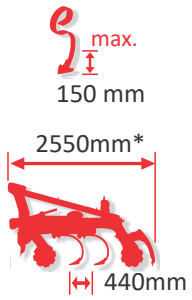

BELEUCHTUNG



+ No.36




KOMPAKT




MODEL	M	pcs	kg	KM
400	4,0	16	2000	140-200
500	5,0	20	2200	180-250


A STANDARD V



FLACHEISENWALZE




ROHRWALZE






ZINKEN 25x25

A OPTIONEN +



BELEUCHTUNG





V-SUB
TIEFENLOCKERER

MIT SCHERSCHRAUBE SICHERUNG

max.
500 mm






MODEL	M	pcs	kg	KM
300	3,0	6	1200	180-250

A STANDARD V


 Ø500mm	 Ø500mm	
FLACHEISENWALZE	ROHRWALZE	SYSTEM MICHAEL

A OPTIONEN +

		
BELEUCHTUNG	TASTRÄDER	+ No.36







GRIZZLY
TIEFENLOCKERER



max.
550 mm


3470mm*



MODEL	 M	 pcs	 kg	 KM
200	2,0	5	1800	150-200
250	2,5	6	2000	150-250
300	3,0	7	2200	180-300



STANDARD ▾



RANDBLECHE



ROHRWALZE




**HYDRAULIK
KLAPBAR**




OPTIONEN +



BELEUCHTUNG



TERRA
TIEFENLOCKERER



MODEL	M	pcs	kg	KM
300	3,0	6	1500	180-250
400	4,0	8	2000	200-300

A STANDARD ▾

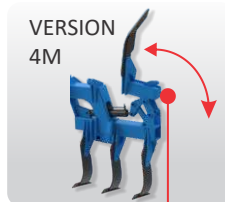


HYDRAULIK
KLAPBAR



SYSTEM MICHAEL

A OPTIONEN +



VERSION
4M
HYDRAULISCHE
ZINKEN





TERRA PLOW
TIEFENLOCKERER



MODEL	M	pcs	kg	KM
300	3,0	4	1000	160-250

A STANDARD ▾




HYDRAULIK KLAPBAR



ZINKEN

A OPTIONEN +



INP GÜLLEGRUBBER



max.
150 mm

2460mm*
600mm


MODEL	M	pcs	kg	KM
570	5,7	17	1500	180-280
630	6,3	21	1900	220-360




STANDARD ▾



**EXAKT-
VERTEILER**



**ZINKEN 150x10
VIBROFLEX**




**3 UND 4 PUNKT
ANBAUBOCK**




OPTIONEN +




BELEUCHTUNG



STRIEGEL



+ ▶ No.36

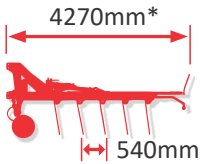


TASTRÄDER





STR STROHSTRIEGEL




MODEL	M	pcs	kg	KM
480	4,8	40	1600	120-160
600	6,0	50	1900	140-180
700	7,0	60	2200	160-250

MODEL	M	pcs	kg	KM
480	4,8	40	2200	140-180
600	6,0	50	2600	160-200
700	7,0	60	2800	180-250


MIT SCHEIBEN VORNE



STANDARD ▾



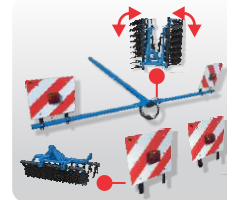
ZINKEN Ø16MM




HYDRAULISCHE
WINKEL
VERSTELLUNG



OPTIONEN +



BELEUCHTUNG



SCHEIBEN





EKON
ROLLHACKE



MODEL	M	pcs	kg	KM
600	6,0	64	1600	150-200
750*	7,5	80	1900	160-260

* OHNE HYDRAULISCHE TIEFENVERSTELLUNG



STANDARD ▾



TASTRÄDER



OPTIONEN +




BELEUCHTUNG



**HYDRAULISCHE
TIEFEN
VERSTELLUNG**



WALZEN




DACHRINGWALZE

▲ 120 kg/m Ø 600mm




STAHLRINGWALZE

▲ 220 kg/m Ø 600mm




U-RINGWALZE

▲ 140 kg/m Ø 600mm




FEDERWALZE

▲ 120 kg/m Ø 540mm




FEDERWALZE STRONG

160 kg/m Ø 560mm



GUMMIWALZE

▲ 180 kg/m Ø 500mm




PACKERWALZE

▲ 150 kg/m Ø 480mm




ROHRWALZE

▲ 70 kg/m Ø 500mm
100 kg/m Ø 600mm




FLACHEISENWALZE

▲ 70 kg/m Ø 500mm
100 kg/m Ø 600mm




DOPPELWALZEN

AUFPREIS




DACHRINGWALZE

▲ 170 kg/m Ø 600 mm




U-RINGWALZE

▲ 190 kg/m Ø 600 mm




FEDERWALZE

▲ 160 kg/m Ø 540 mm




FEDERWALZE STRONG

▲ 200 kg/m Ø 560 mm



**ROHRWALZE MIT
FLACHEISEN**

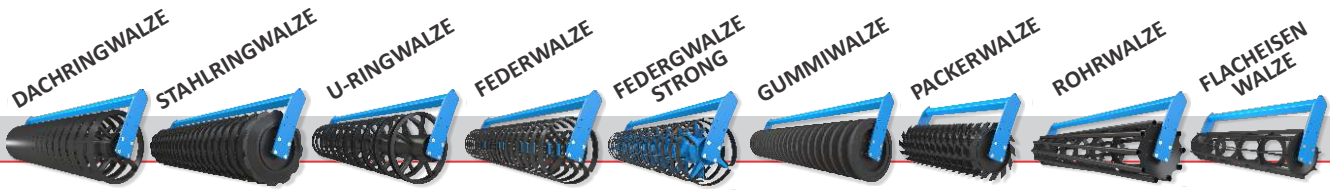
▲ 150 kg/m Ø 500/400



DOPPELSTACHELWALZE

▲ 130 kg/m Ø 530 mm

WALZEN



BLUE POWER



<input type="checkbox"/>	<input type="checkbox"/>	<input type="checkbox"/>	<input type="checkbox"/>	<input type="checkbox"/>	<input type="checkbox"/>	<input type="checkbox"/>	<input type="checkbox"/>	<input type="checkbox"/>	<input type="checkbox"/>
--------------------------	--------------------------	--------------------------	--------------------------	--------------------------	--------------------------	--------------------------	--------------------------	--------------------------	--------------------------

TITANUM



<input type="checkbox"/>	<input type="checkbox"/>	<input type="checkbox"/>	<input type="checkbox"/>	<input type="checkbox"/>	<input type="checkbox"/>	<input type="checkbox"/>	<input type="checkbox"/>	<input type="checkbox"/>	<input type="checkbox"/>
--------------------------	--------------------------	--------------------------	--------------------------	--------------------------	--------------------------	--------------------------	--------------------------	--------------------------	--------------------------

TITANUM FAHRWERK



<input type="checkbox"/>	<input type="checkbox"/>	<input type="checkbox"/>	<input type="checkbox"/>	<input type="checkbox"/>	<input type="checkbox"/>	<input type="checkbox"/>	<input type="checkbox"/>	<input type="checkbox"/>	<input type="checkbox"/>
--------------------------	--------------------------	--------------------------	--------------------------	--------------------------	--------------------------	--------------------------	--------------------------	--------------------------	--------------------------

OPTIDISC



<input type="checkbox"/>	<input type="checkbox"/>	<input type="checkbox"/>	<input type="checkbox"/>	<input type="checkbox"/>	<input type="checkbox"/>	<input type="checkbox"/>	<input type="checkbox"/>	<input type="checkbox"/>	<input type="checkbox"/>
--------------------------	--------------------------	--------------------------	--------------------------	--------------------------	--------------------------	--------------------------	--------------------------	--------------------------	--------------------------

CULTI



<input type="checkbox"/>	<input type="checkbox"/>	<input type="checkbox"/>	<input type="checkbox"/>	<input type="checkbox"/>	<input type="checkbox"/>	<input type="checkbox"/>	<input type="checkbox"/>	<input type="checkbox"/>	<input type="checkbox"/>
--------------------------	--------------------------	--------------------------	--------------------------	--------------------------	--------------------------	--------------------------	--------------------------	--------------------------	--------------------------

CULTI II



<input type="checkbox"/>	<input type="checkbox"/>	<input type="checkbox"/>	<input type="checkbox"/>	<input type="checkbox"/>	<input type="checkbox"/>	<input type="checkbox"/>	<input type="checkbox"/>	<input type="checkbox"/>	<input type="checkbox"/>
--------------------------	--------------------------	--------------------------	--------------------------	--------------------------	--------------------------	--------------------------	--------------------------	--------------------------	--------------------------

LEM



<input type="checkbox"/>	<input type="checkbox"/>	<input type="checkbox"/>	<input type="checkbox"/>	<input type="checkbox"/>	<input type="checkbox"/>	<input type="checkbox"/>	<input type="checkbox"/>	<input type="checkbox"/>	<input type="checkbox"/>
--------------------------	--------------------------	--------------------------	--------------------------	--------------------------	--------------------------	--------------------------	--------------------------	--------------------------	--------------------------

LEM II



<input type="checkbox"/>	<input type="checkbox"/>	<input type="checkbox"/>	<input type="checkbox"/>	<input type="checkbox"/>	<input type="checkbox"/>	<input type="checkbox"/>	<input type="checkbox"/>	<input type="checkbox"/>	<input type="checkbox"/>
--------------------------	--------------------------	--------------------------	--------------------------	--------------------------	--------------------------	--------------------------	--------------------------	--------------------------	--------------------------

GRIZ I



<input type="checkbox"/>	<input type="checkbox"/>	<input type="checkbox"/>	<input type="checkbox"/>	<input type="checkbox"/>	<input type="checkbox"/>	<input type="checkbox"/>	<input type="checkbox"/>	<input type="checkbox"/>	<input type="checkbox"/>
--------------------------	--------------------------	--------------------------	--------------------------	--------------------------	--------------------------	--------------------------	--------------------------	--------------------------	--------------------------

GRIZ II



<input type="checkbox"/>	<input type="checkbox"/>	<input type="checkbox"/>	<input type="checkbox"/>	<input type="checkbox"/>	<input type="checkbox"/>	<input type="checkbox"/>	<input type="checkbox"/>	<input type="checkbox"/>	<input type="checkbox"/>
--------------------------	--------------------------	--------------------------	--------------------------	--------------------------	--------------------------	--------------------------	--------------------------	--------------------------	--------------------------

GRIZ III



<input type="checkbox"/>	<input type="checkbox"/>	<input type="checkbox"/>	<input type="checkbox"/>	<input type="checkbox"/>	<input type="checkbox"/>	<input type="checkbox"/>	<input type="checkbox"/>	<input type="checkbox"/>	<input type="checkbox"/>
--------------------------	--------------------------	--------------------------	--------------------------	--------------------------	--------------------------	--------------------------	--------------------------	--------------------------	--------------------------

GRIZ IV



<input type="checkbox"/>	<input type="checkbox"/>	<input type="checkbox"/>	<input type="checkbox"/>	<input type="checkbox"/>	<input type="checkbox"/>	<input type="checkbox"/>	<input type="checkbox"/>	<input type="checkbox"/>	<input type="checkbox"/>
--------------------------	--------------------------	--------------------------	--------------------------	--------------------------	--------------------------	--------------------------	--------------------------	--------------------------	--------------------------

KOBALT 4B STANDARD



<input type="checkbox"/>	<input type="checkbox"/>	<input type="checkbox"/>	<input type="checkbox"/>	<input type="checkbox"/>	<input type="checkbox"/>	<input type="checkbox"/>	<input type="checkbox"/>	<input type="checkbox"/>	<input type="checkbox"/>
--------------------------	--------------------------	--------------------------	--------------------------	--------------------------	--------------------------	--------------------------	--------------------------	--------------------------	--------------------------

KOBALT 4B MIT PLANIERSCHILD



<input type="checkbox"/>	<input type="checkbox"/>	<input type="checkbox"/>	<input type="checkbox"/>	<input type="checkbox"/>	<input type="checkbox"/>	<input type="checkbox"/>	<input type="checkbox"/>	<input type="checkbox"/>	<input type="checkbox"/>
--------------------------	--------------------------	--------------------------	--------------------------	--------------------------	--------------------------	--------------------------	--------------------------	--------------------------	--------------------------

KOBALT 4B MIT MESSERWALZE



<input type="checkbox"/>	<input type="checkbox"/>	<input type="checkbox"/>	<input type="checkbox"/>	<input type="checkbox"/>	<input type="checkbox"/>	<input type="checkbox"/>	<input type="checkbox"/>	<input type="checkbox"/>	<input type="checkbox"/>
--------------------------	--------------------------	--------------------------	--------------------------	--------------------------	--------------------------	--------------------------	--------------------------	--------------------------	--------------------------

V-SUB




<input type="checkbox"/>	<input type="checkbox"/>	<input type="checkbox"/>	<input type="checkbox"/>	<input type="checkbox"/>	<input type="checkbox"/>	<input type="checkbox"/>	<input type="checkbox"/>	<input type="checkbox"/>	<input type="checkbox"/>
--------------------------	--------------------------	--------------------------	--------------------------	--------------------------	--------------------------	--------------------------	--------------------------	--------------------------	--------------------------

INP



<input type="checkbox"/>	<input type="checkbox"/>	<input type="checkbox"/>	<input type="checkbox"/>	<input type="checkbox"/>	<input type="checkbox"/>	<input type="checkbox"/>	<input type="checkbox"/>	<input type="checkbox"/>	<input type="checkbox"/>
--------------------------	--------------------------	--------------------------	--------------------------	--------------------------	--------------------------	--------------------------	--------------------------	--------------------------	--------------------------



DOPPELWALZEN

AUFPREIS


DACHRINGWALZE

U-RINGWALZE

FEDERWALZE

FEDERGWALZE
STRONG

ROHRWALZE MIT
FLACHEISEN



BLUE POWER



•	•	•	•	•
---	---	---	---	---

TITANUM



•	•	•	•	•
---	---	---	---	---

TITANUM FAHRWERK



•	•	•	•	•
---	---	---	---	---

CULTI



•	•	•	•	•
---	---	---	---	---

CULTI II



•	•	•	•	•
---	---	---	---	---

KOBALT 4B STANDARD



				•
--	--	--	--	---

KOBALT 4B MIT PLANIERSCHILD



				•
--	--	--	--	---

KOBALT 4B MIT MESSERWALZE




				•
--	--	--	--	---




ZUBEHÖR



REIFEN 400/60/R15,5




MESSERZINKEN
BEI DACHRINGWALZE,
FEDERWALZE, U-RINGWALZE



SCHEIBEN

Ø610mm



2x 180 kg

GEWICHT NUR FÜR
SCHEIBENEGGE



TASTRÄDER FÜR KOBALT



BREMSE




BELEUCHTUNG FÜR
HYDRAULISCHKLAPPBARE
MASCHINEN



BELEUCHTUNG FÜR
STANDARD MASCHINEN

SCHARE



**CULTI
MIT STANDARD**



STANDARD



OPTION 1



OPTION 2



OPTION 3



**KOBALT
ZINKEN**



STANDARD 1



STANDARD 2



OPTION 1




OPTION 2



**LEM
MIT STANDARD**



STANDARD



OPTION



**LEM
MIT OPTION**



Góry
Parcela 7A
98-420 Sokolniki
Poland

 agripol.eu